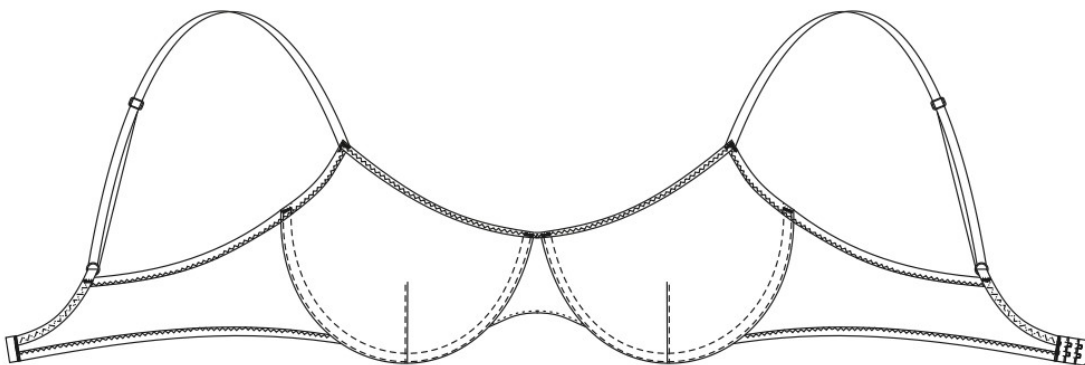


# COUTURE

## PATTERNS



### BRA SUE



Difficulty ●●●●○ Advanced

## IMPORTANT!

Permission to use patterns "Couture patterns":

- for personal use only. It is forbidden to send patterns "couture patterns" and patterns instructions to third persons, also post patterns and instructions in the public domain using the Internet and other digital networks. In accordance with the Law of the Republic of Belarus On Copyright and Related Rights of July 17, 2011 №262-3 ст.55 non-compliance of these rules is a violation of the current legislation in the field of copyright and the responsibility of the violator. Illegal use or distribution will be prosecuted in accordance with the legislation of the Republic of Belarus: Code of the Republic of Belarus On Administrative Violations of January 06, 2021 №91-3 and the Criminal Code of the Republic of Belarus dated July 09, 1999№275-3.
- for commercial purposes only when tailoring underwear to order, creating collections, provided that the patterns are used only in production without subsequent distribution to private individuals.

## MODEL DESCRIPTION

Underwired bra, soft cup with dart, made entirely of stretch mesh fabric.

The upper edge of the cup is processed with an elastic fold over.

The side and front detail of the bra are reinforced with non-elastic mesh (tulle) on the wrong side.

The fastening of the straps to the bra on the back has a U-form of the «leotard» type, this provides a better fit and extra keeping in shape.

## REQUIRED TOOLS AND SUPPLIES

1. Sewing machine
2. Steam iron
3. Tailor's around last for wet heat treatment of a bra
4. Ironing board


Also need tailor's needles, glue marker, ultra-fine pins, tailor's chack, rotary cutter (you can use regular scissors, but suggest using a rotary cutter to get the most precise cut), cutting mat

# MATERIALS FOR SEWING (CONSUMPTION OF MATERIALS)




- 1. Stretch mesh (tensile coefficient 0.80 grain line, 0,70 weft) - 30 cm with a width of 1.4 m
- 2. Strap elastic width 1 cm - 1 m (length of each strap 40 cm)
- 3. Band elastic width 1 cm or 1,2 cm - 1,5 m
- 4. Fold over elastic width 15mm- 40 cm
- 5. Full cup wire (type and size is shown in the patterns)

- 6. 2 rings, 2 sliders, width 1cm
- 7. Channeling width 1 cm - 60 cm
- 8. Hooks & eye closure 2,8 cm - 1 pcs.
- 9. Non-stretch mesh (tulle) - 20 cm
- 10. Reinforced sewing thread (thickness 100-120) - 1 spool.  
and/ or on the looper textured thread (thickness 160-240)- 1 spool.
- 11. Needles super stretch 75/11 or stretch 75/11



Observe symmetry



Seam width  
-1-2 mm

Lay a straight stitch on both sides.

Lay a stitch 1-2 mm from the edges.

Setting the stitch length 4.0 in order not to tighten the edges.

Backtacks don't make.